



Lilly Collection

Easy Lounger chaise group shown in Leo Truffle (Cover 1), Maverick Mono (Cover 2) and Larry Latte (Cover 3).

Colours represented are to be used as a guide only, colour shadings can vary slightly from each roll of fabric. Please refer to manufacturers swatch for more colour options.

Easy Lounger
motion made modern




23/01/2025

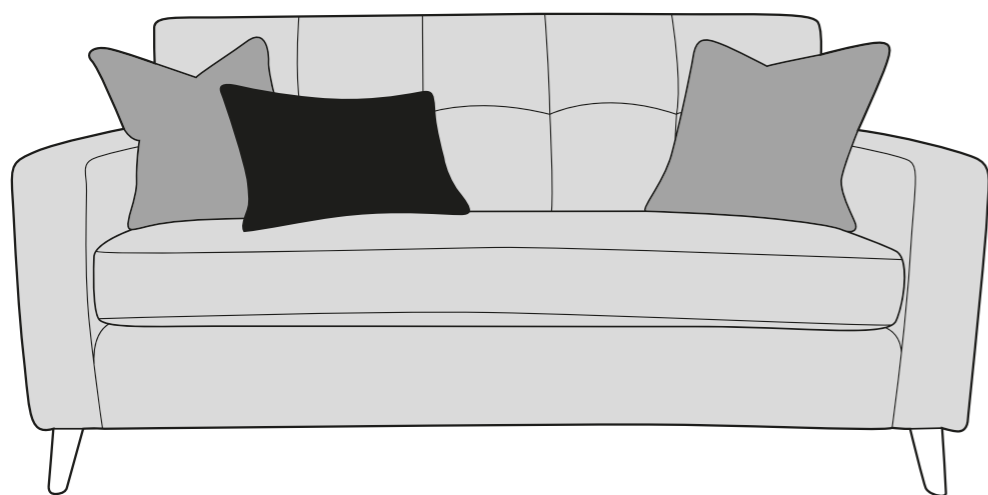
LILLY COVER GUIDE - STANDARD BACK - STATIC

Please use this guide when ordering the following pieces to clarify cover options.


Chaise Group - LH2, RCC




3 Seater Sofa (3ST)



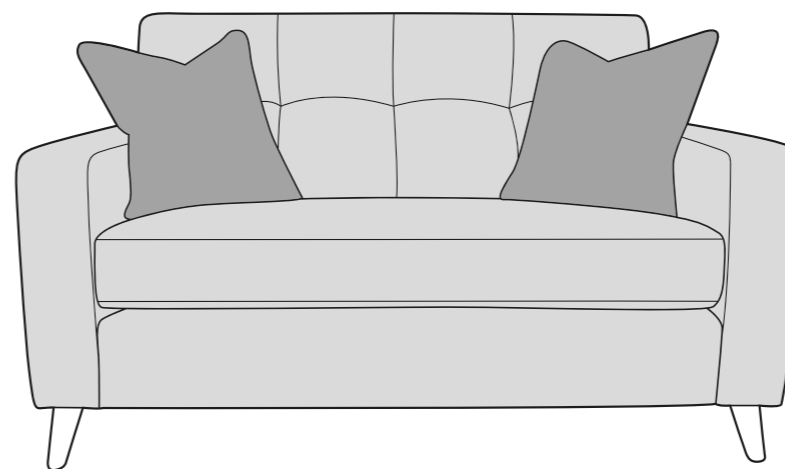
Love Chair (LOV)




Chaise Group - LCC, RH2



2 Seater Sofa (2ST)

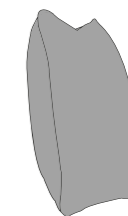


Armchair (1ST)



-  **COVER 1**
(BODY)
-  **COVER 2**
(SCATTER)
-  **COVER 3**
(BOLSTER)

Scatter Cushions



Front = Cover 2
Back = Cover 2

Bolster Cushions



Front = Cover 3
Back = Cover 3




MANUFACTURER MEMBER




LILLY COVER GUIDE - STANDARD BACK

Please use this guide when ordering the following pieces to clarify cover options.


Easy Lounger Chaise Group - L2LR, RCC



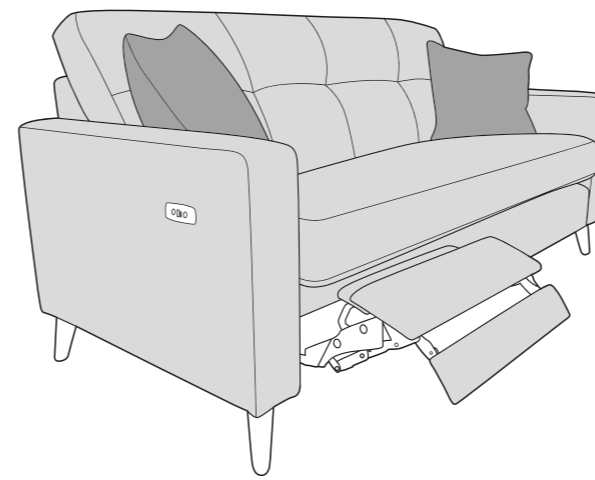
Easy Lounger Chaise Group - LCC, R2LR



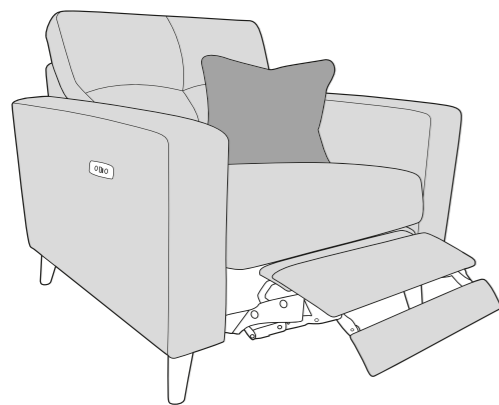
3 Seater Easy Lounger (3LR)




2 Seater Easy Lounger (2LR)






Love Chair Easy Lounger (LLR)

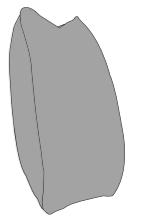


Armchair Easy Lounger (1LR)



-  **COVER 1**
(BODY)
-  **COVER 2**
(SCATTER)
-  **COVER 3**
(BOLSTER)

Scatter Cushions



Front = Cover 2
Back = Cover 2


Bolster Cushions




Front = Cover 3
Back = Cover 3

SUGGESTED ACCENT PIECES

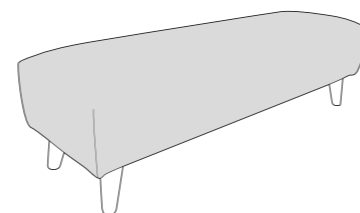
Lyla Swivel Chair (SWC) /
Luke Accent Chair (ACH)



Spectre Accent Chair (ACH)



James Footstool (FST)



MANUFACTURER MEMBER




LILLY DIMENSIONS (CM)

*Estimated dimensions only

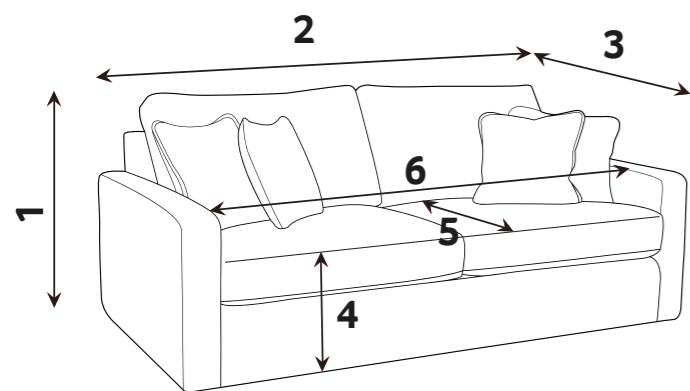
AVAILABLE PIECES	HEIGHT 1	WIDTH 2	DEPTH 3	SEAT HEIGHT 4	SEAT DEPTH 5	SEAT WIDTH 6	ACCESS DIAGONAL 7	OUTBACK HEIGHT 8	ARM HEIGHT 9	WEIGHT (KG) STATIC	WEIGHT (KG) EASY LOUNGER	SCATTER CUSHIONS
CHAISE GROUP: LH2, RCC or LCC, RH2	95	228	164	53	60	190	268	80	68	*89	N/A	2 SCATTERS, 1 BOLSTER
CHAISE GROUP EASY LOUNGER: L2LR, RCC or LCC, R2LR	95	228	164	53	60	190	268	80	68	N/A	99	2 SCATTERS, 1 BOLSTER
LH2/RH2 UNIT	95	143	97	53	60	127	168	80	68	*41.5	N/A	1 SCATTER, 1 BOLSTER
L2LR/R2LR EASY LOUNGER UNIT	95	143	97	53	60	127	168	80	68	N/A	51.5	1 SCATTER, 1 BOLSTER
LCC/RCC UNIT	95	85	164	53	60	66	180	80	68	47.5	N/A	1 SCATTER
3 SEATER SOFA (3ST) or 3 SEATER EASY LOUNGER (3LR)	95	190	97	53	60	156	209	80	68	58.8	*76	2 SCATTERS, 1 BOLSTER
2 SEATER SOFA (2ST) or 2 SEATER EASY LOUNGER (2LR)	95	159	97	53	60	125	180	80	68	51.4	*69	2 SCATTERS
LOVE CHAIR (LOV) or EASY LOUNGER LOVE CHAIR (LLR)	95	101	97	53	60	76	142	80	68	*42	51.5	1 SCATTER
ARMCHAIR (1ST) or EASY LOUNGER ARMCHAIR (1LR)	95	95	97	53	60	60	130	80	68	36.6	*48	1 SCATTER
SUGGESTED ACCENT PIECES												
LYLA SWIVEL CHAIR (SWC) / LUKE ACCENT CHAIR (ACH)	88	76	91	43	58	66	110	88	59	26.5	N/A	N/A
SPECTRE ACCENT CHAIR (ACH)	83	76	78	47	38	54	105	71	60	25.5	N/A	N/A
JAMES FOOTSTOOL (FST)	37	135	39	N/A	N/A	N/A	138	N/A	N/A	13	N/A	N/A

- * Hardwood & composite board frame.
- * Dowelled, screwed, glued & stapled joinery.
- * Available with a choice of Mid Oak or Walnut feet.

- * Reversible Ultimate-Flex seating.
- * Foam filled bench backs for added comfort.
- * Sumptuous feather filled scatters and bolster cushions. 
- * Easy Lounger features a built in USB/USB-C charging port.

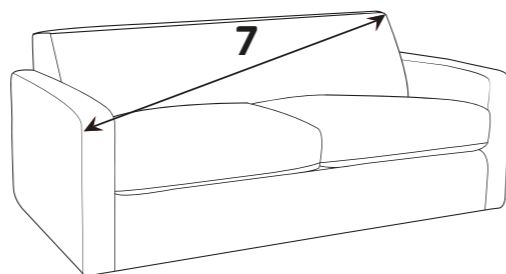
- * Serpentine seat springs & Silent Wire.
- * Elasticated Back webbing.

DIMENSION GUIDE



- 1 - HEIGHT
- 2 - WIDTH
- 3 - DEPTH
- 4 - SEAT HEIGHT
- 5 - SEAT DEPTH (STD & PILLOW)
- 6 - SEAT WIDTH
- 7 - DIAGONAL ACCESS

Check the diagonal access dimension to ensure furniture will fit in your home.



Illustrations used for reference only.

Please note : All dimensions are approximate. Allow tolerance of +/- 2.5cm.



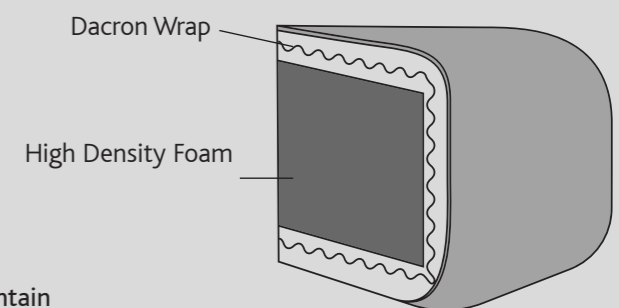
A high loft, high density foam inner seat interior surrounded by a dacron wrap that provides both comfort and support.

CARE GUIDE

Ultimate-Flex seat cushions should be plumped up on a regular basis to help maintain the aesthetic appeal of your upholstery, the plumping of cushions is essential to help retain the comfort and softness of any piece of upholstered furniture.

Ultimate-Flex seat cushions are fully reversible therefore to improve the longevity of your hand-made furniture, we recommend flipping cushions often.

For further information on maintaining your furniture please refer to the care guide located under the seat platform.



FOOT OPTIONS:


Mid Oak



Walnut



Adjustable Metal Centre Foot



See terms & conditions